


Share a detection

Published: 2019-01-07

If you find a detection that you want to share, you can send the URL from the detection detail page to other ExtraHop users.

 **Note:** This topic applies to all ExtraHop systems, including ExtraHop Reveal(x).

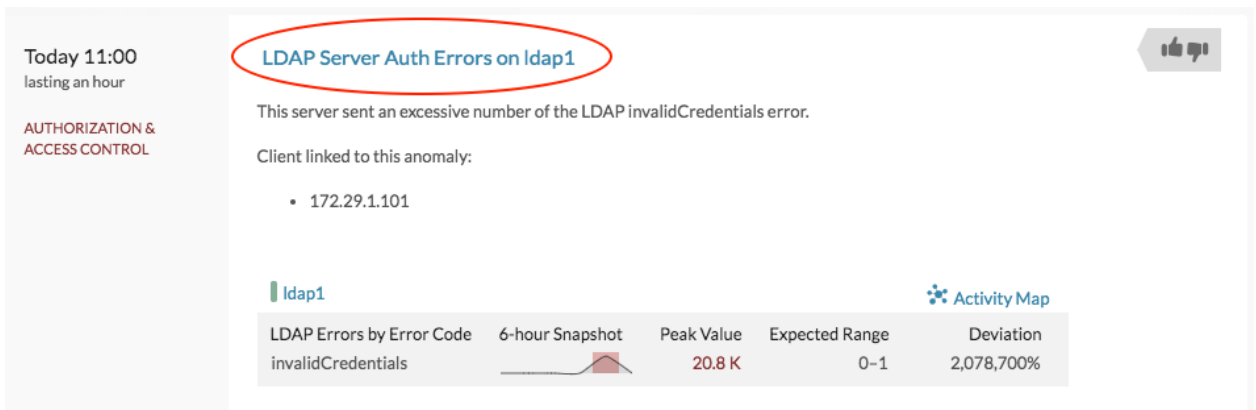
 **Note:** Detections require a [connection to the cloud-based ExtraHop Machine Learning Service](#).

Here are some important considerations about sharing detections:

- You must copy and share the entire URL.
- To view the detection, the ExtraHop user must have access to the Discover or Command appliance where the detection was identified.

The following steps show you how to select and share a detection:

1. Log into the Web UI on a Discover or Command appliance, and then click **Detections** at the top of the page.
2. Find the detection that you want to share.
3. Click the detection title, as shown in the following figure.



Today 11:00
lasting an hour

**AUTHORIZATION &
ACCESS CONTROL**


LDAP Server Auth Errors on Idap1

This server sent an excessive number of the LDAP invalidCredentials error.

Client linked to this anomaly:

- 172.29.1.101

Idap1 Activity Map

LDAP Errors by Error Code	6-hour Snapshot	Peak Value	Expected Range	Deviation
invalidCredentials		20.8 K	0-1	2,078,700%

4. At the top of the browser, copy the entire URL.

Next steps

- [Configure a detection alert](#) to receive email notifications about a detection.