


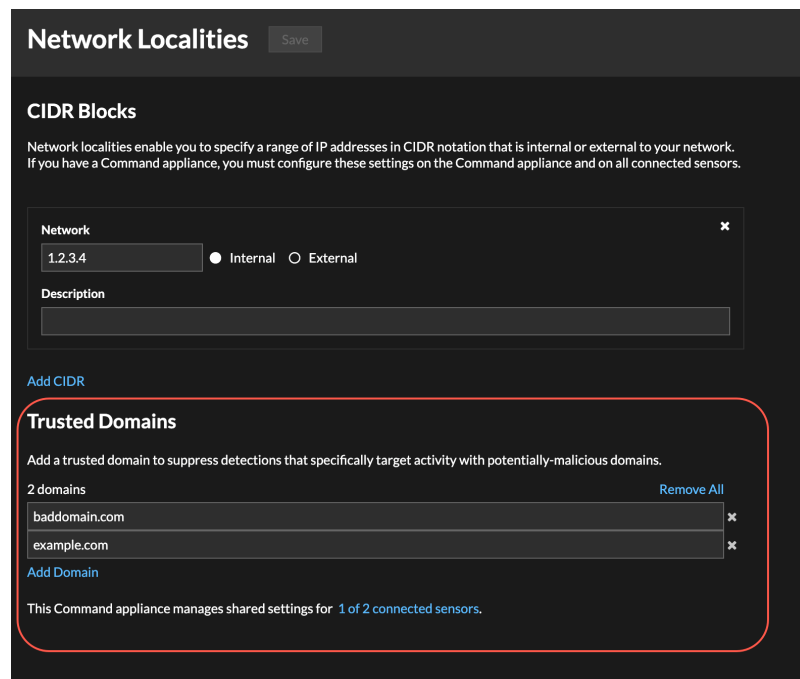
Add a trusted domain


Published: 2024-04-02

Certain detections are generated when a device makes a connection to an external domain. If you know that a domain is legitimate, add it to the Trusted Domains list, and future detections that target malicious domain activity are suppressed for that domain.

For detections that have an associated domain, you can also [add a trusted domain directly from a detection card](#).

 **Note:** If your ExtraHop system includes a console, and that system is configured to manage tuning parameters, these trusted domains will apply to all connected sensors.



1. Log in to the ExtraHop system through `https://<extrahop-hostname-or-IP-address>`.
2. Click the System Settings icon  and then click **Network Localities**.
3. Under Trusted Domains, click **Add Domain**.
4. Type a trusted domain name.
The domain name must be an exact match to the domain you want to suppress. Wildcards and Regexp are not supported. To add more than one trusted domain name, click **Add Domain**. Type a single domain name per field.
5. Click **Save**.