

Share a dashboard collection

Published: 2024-04-01

By default, all dashboard collections are private, which means that no other users can view or edit your collection. However, you can share your collection with other users and groups.




Here are some important considerations about sharing dashboard collections:

- You can only share a collection if you own or have permission to edit all of the dashboards in the collection.
 - Users can only view the dashboards in a shared collection; they cannot edit any collection properties.
1. Log in to the ExtraHop system through `https://<extrahop-hostname-or-IP-address>`.
 2. At the top of the page, click **Dashboards**.
 3. Click **Collections** at the top of the dashboard dock.
 4. Click the collection you want to share and then click **Edit**.
 5. Type the name of a user or group in the **Sharing** drop-down list and then select from the search results.
 6. Click **Add**.

The user or group is displayed in a list of shared users.

Sharing

Add

Name	Permission	
 API Admin	viewer	✕
 maria	viewer	✕
 jeremy	viewer	✕

✕ Remove All



Tip: Remove a user or group by clicking the remove (X) icon next to the name.

7. Click **Save**.
The collection appears in the dashboard dock for each shared user.