

# Find a device

Published: 2021-09-16

The ExtraHop system automatically discovers devices such as clients, servers, routers, load balancers, and gateways that are actively communicating with other devices over the wire. You can search for a specific device on the system and then view traffic and protocol metrics on a protocol page.

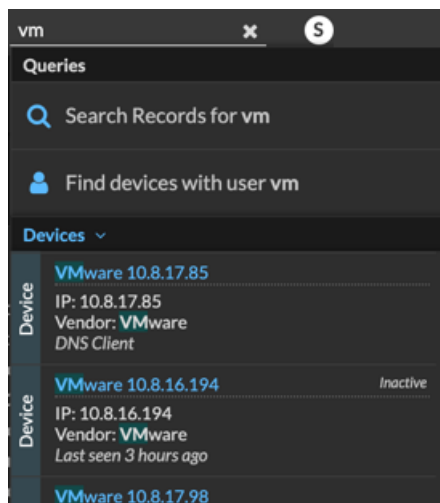
There are several ways to search for a device:

- [Find a device from a global search](#)
- [Search for a device by details](#)
- [Search for devices by protocol activity](#)
- [Search for devices accessed by a specific user](#)
- [Search for peer devices](#)

## Find a device from a global search

You can search for devices from the global search field at the top of the page. Global search compares a search term to multiple device properties such as the hostname, IP address, known alias, vendor, tag, description, and device group. For example, if you search for the term `vm`, the search results might display devices that include `vm` in the device name, device vendor, or device tag.

1. Type a search term in the global search field at the top of the page.
2. Click **Any Type** and then select **Devices**.  
The search results are displayed in a list below the search field. Click **More Results** to scroll through the list.



Matching devices with no activity during the specified time interval have an Inactive label.



**Tip:** Devices inactive for more than 90 days are excluded from global search results. However, you can immediately [exclude all devices that have been inactive for fewer than 90 days](#) through the Administration settings.

3. Click a device name to open the [Device Overview page](#) and view device properties and metrics.

## Search for a device by details

You can search for devices by information observed over the wire, such as IP address, MAC address, hostname, or protocol activity. You can also search for devices by customized information such as device tags.

The trifold search filter enables you to search by multiple categories at once. For example, you can add filters for device name, IP address, and role to view results for devices that match all of the specified criteria.

1. Log in to the ExtraHop system through `https://<extrahop-hostname-or-IP-address>`.
2. At the top of the page, click **Assets**.
3. Click **Devices** in the left pane, and then click the **Active Devices** chart.
4. In the trifold filter, click **Name** and select one of the following categories:

Option	Description
Name	Filters devices by the discovered device name. For example, a discovered device name can include the IP address or hostname.
MAC Address	Filters devices by the device MAC address.
IP Address	Filters devices by IP address in IPv4, IPv6, or CIDR block formats.
Site	Filters devices associated with a connected site. Command appliances and Reveal(x) 360 only.
Discovery Time	Filters devices automatically discovered by the ExtraHop system within the specified time interval. For more information, see <a href="#">Create a device group based on discovery time</a> .
Model	Filters devices by models and model sets, which are logical groupings of device models. Model sets common on your network are suggested until you filter a specific string.
Activity	Filters devices by protocol activity associated with the device. For example, selecting HTTP Server returns devices with HTTP server metrics, and any other device with a device role set to HTTP Server.
Cloud Account	Filters devices by the cloud service account associated with the device.
Cloud Instance ID	Filters devices by the cloud instance ID associated with the device.
Cloud Instance Type	Filters devices by the cloud instance type associated with the device.
High Value	Filters devices that are considered high value because they provide authentication services, support essential services on your network, or are user-specified as high value.
Currently Active	Filters devices by activity observed on a device in the last 30 minutes.

Option	Description
Role	Filters devices by the assigned device role, such as gateway, firewall, load balancer, and DNS Server.
Software	Filters devices by operating system software detected on the device.
Subnet	Filters devices by the subnet associated with the device.
Tag	Filters devices by user-defined device tags.
Vendor	Filters devices by the device vendor name, as determined by the Organizationally Unique Identifier (OUI) lookup.
Virtual Private Cloud	Filters devices by the VPC associated with the device.
VLAN	Filters devices by the device VLAN tag. VLAN information is extracted from VLAN tags, if the traffic mirroring process preserves them on the mirror port.  Only available if the <code>devices_accross_vlans</code> setting is set to <code>False</code> in the Running Config file.
CDP Name	Filters devices by the CDP name assigned to the device.
Cloud Instance Name	Filters devices by the cloud instance name assigned to the device.
Custom Name	Filters devices by the custom name assigned to the device.
DHCP Name	Filters devices by the DHCP name assigned to the device.
DNS Name	Filters devices by any DNS name assigned to the device.
NetBIOS Name	Filters devices by the NetBIOS name assigned to the device.


5. Select one of the following operators; the operators available are determined by the selected category:

Option	Description
=	Filters devices that are an exact match of the search field for the selected category.
≠	Filters devices that do not exactly match the search field.
≈	Filters devices that include the value of the search field for the selected category.
≈/	Filters devices that exclude the value of the search field for the selected category.
starts with	Filters devices that start with the value of the search field for the selected category.

Option	Description
exists	Filters devices that have a value for the selected category.
does not exist	Filters devices that do not have a value for the selected category.

6. In the search field, type the string to be matched, or select a value from the drop-down list. The input type is based on the selected category.


For example, if you want to find devices based on Name, type the string to be matched in the search field. If you want to find devices based on Role, select from the drop-down list of roles.

 **Tip:** Depending on the selected category, you can click the Regex icon in the text field to enable matching by regular expression.



7. Click **Add Filter**.  
The devices list is filtered to the specified criteria.

#### Next steps

- Click a device name to view device properties and metrics on the [Device Overview page](#).
- Click **Create Dynamic Group** from the upper right corner to [create a dynamic device group](#) based on the filter criteria.
- Click the command menu  and then select PDF or CSV to export the device list to a file.

## Search for devices by protocol activity


The Devices page displays all protocols that are actively communicating on the ExtraHop system during the selected time interval. You can quickly locate a device that is associated with a protocol, or discover a decommissioned device that is still actively communicating over a protocol.

In the following example, we show you how to search for a web server within the group of HTTP servers.

1. Log in to the ExtraHop system through `https://<extrahop-hostname-or-IP-address>`.
2. At the top of the page, click **Assets**.
3. From the Devices by Protocol Activity chart, click the number of HTTP servers, as shown in the following figure.

The screenshot shows the ExtraHop interface with the 'Assets' tab selected. The main content area displays a table titled 'Devices by Protocol Activity'. The table has four columns: Protocol, servers, clients, and Map. The 'HTTP' row is circled in red.

Protocol	servers	clients	Map
AAA	2 servers	7 clients	Map icon
CIFS	13 servers	77 clients	Map icon
Database	3 servers	5 clients	Map icon
DHCP	7 servers	106 clients	Map icon
DNS	26 servers	818 clients	Map icon
HTTP	110 servers	146 clients	Map icon
Kerberos	4 servers	38 clients	Map icon
LDAP	13 servers	340 clients	Map icon
MSRPC	6 servers	44 clients	Map icon

 **Note:** If you do not see the protocol you want, the ExtraHop system might not have observed that type of protocol traffic over the wire during the specified time interval, or the protocol might require a module license. For more information, see the [I don't see the protocol traffic I was expecting?](#) section in the License FAQ.

The page displays traffic and protocol metrics associated with the group of HTTP servers.

4. At the top of the page, click **Group Members**.  
The page displays a table that contains all of the devices that sent HTTP responses over the wire during the selected time interval.
5. From the table, click a device name.  
The page displays traffic and protocol metrics associated with that device, similar to the following image.

workstation-physician-01  
192.168.221.102

2.45 MB In 360 KB Out  
Traffic

3 Detections 1 Alert 7 Peer Devices

Overview  
Network  
TCP  
Server Activity  
HTTP  
Client Activity  
CIFS  
DNS  
HTTP

Software Windows

Users  
expen1953@ad.v2.int.eh  
l1-wk-01\$@ad.v2.int.eh

Known Aliases  
L1-WK-01 NetBIOS  
l1-wk-01.ad.v2.int.eh DNS

MAC Address  
00:23:AE:DB:6C:45

IPv6 fe80::7553:c999:15ac:6966  
IPv4 192.168.221.102

Device View Groups  
Groups

First Seen May 12 12:37 a month ago

This device is in Advanced Analysis.

Edit Properties Edit Assignments

Traffic In 10.9 Kb/s Bitrate In  
Traffic Out 1.6 Kb/s Bitrate Out

Top Protocols In  
Top Protocols Out

Top Peers

IP	Host	Port	Bytes In	Bytes Out	Location
192.168.221.22	web-drupal-01	-	2,328,052	205,715	-
192.168.221.11	domain-controller-01	-	28,598	25,599	-
192.168.221.104	workstation-physician-03	-	25,150	64,050	-
107.178.104.10	Cisco 954DCF	-	14,381	3,767	United States
192.168.221.101	workstation-it-admin-01	-	6,489	4,753	-
192.168.221.21	accounting-fileserver-01	-	5,034	3,808	-
192.168.221.255	192.168.221.255	138	0	687	-
192.168.221.255	192.168.221.255	137	0	234	-

## Search for devices accessed by a specific user

From the Users page, you can see active users and the devices they have logged in to the ExtraHop system during the specified time interval.

**Tip:** You can also search for users from the global search field at the top of the page.

ExtraHop Reveal(x) Overview Dashboards Detections Alerts Assets Records Packets

Last 30 minutes Devices

Devices  
Device Groups  
Users  
Applications  
Networks

Devices by Protocol Activity

Protocol	Servers	Clients
AAA	2 servers	7 clients
CIFS	13 servers	77 clients
Database	3 servers	5 clients
DHCP	7 servers	106 clients
DNS	26 servers	818 clients
HTTP	110 servers	146 clients
Kerberos	4 servers	38 clients
LDAP	13 servers	340 clients
MSRPC	6 servers	44 clients

admin

Queries

Search Records for admin

Find devices with user admin

Any Type

workstation-it-admin-01

Device  
IPv6: fe80::403f:747a:2371:e52c  
IP: 192.168.221.101  
NTLM Client, CIFS Client, CIFS Server, NBNS Client

This procedure shows you how to perform a search from the Users page.

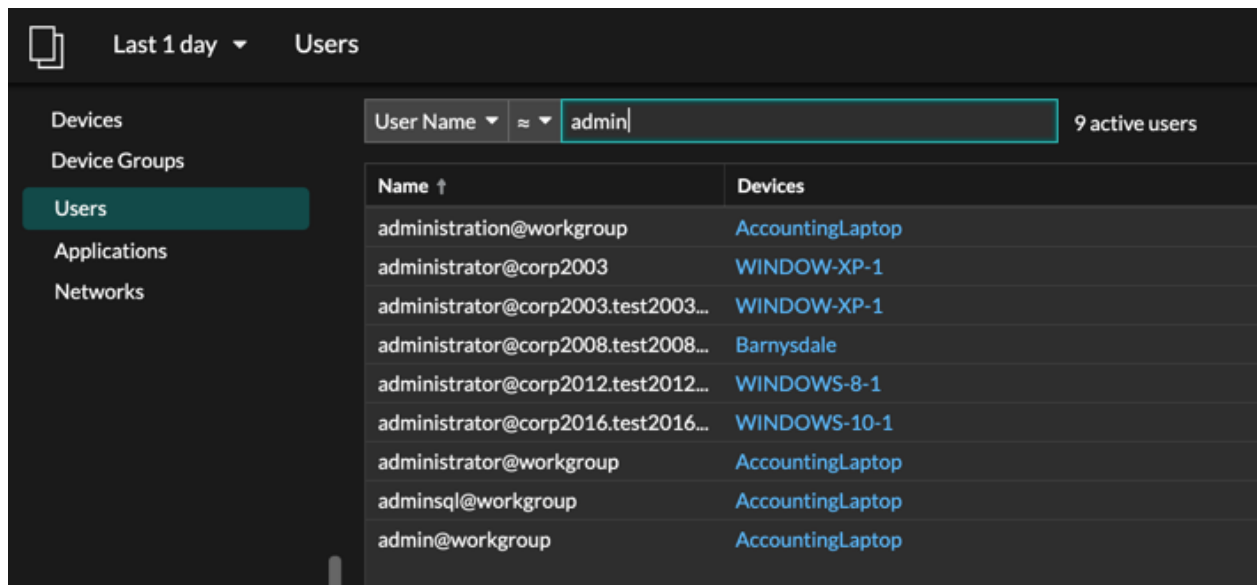
1. Log in to the ExtraHop system through `https://<extrahop-hostname-or-IP-address>`.
2. At the top of the page, click **Assets**.
3. Click **Users** in the left pane.
4. From the search bar, select one of the following categories from the drop-down list:

Option	Description
User Name	Search by user name to learn which devices the user has accessed. The user name is extracted from the authentication protocol, such as LDAP or Active Directory.
Device Name	Search by device name to learn which users have accessed the device.

5. Select one of the following operators from the drop-down list:

Option	Description
=	Search for a name or device that is an exact match of the text field.
≠	Search for names or devices that do not exactly match the text field.
≈ (default)	Search for a name or device that includes the value of the text field.
≈/	Search for a name or device that excludes the value of the text field.

6. In the text field, type the name of the user or device you want to match or exclude. The Users page displays a list of results similar to the following figure:



7. Click the name of a device to open the [Device Overview page](#) and view all of the users that have accessed the device during the specified time interval.

## Search for peer devices

If you want to know which devices are actively talking to each other, you can drill down by Peer IPs from a device or device group protocol page.

When you [drill down](#) by Peer IP address, you can investigate a list of peer devices, view performance or throughput metrics associated with peer devices, and then click on a peer device name to view additional protocol metrics.

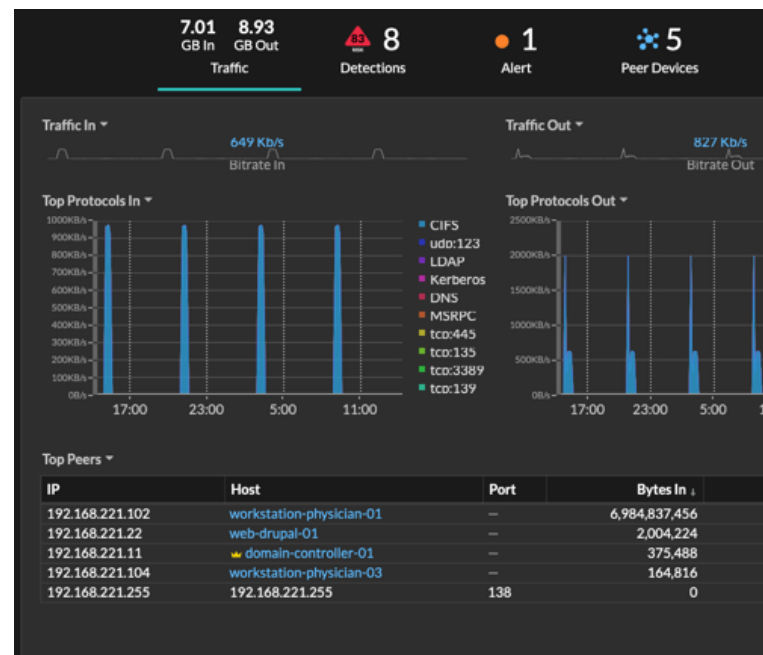
1. Log in to the ExtraHop system through `https://<extrahop-hostname-or-IP-address>`.
2. At the top of the page, click **Assets** and then select **Device** or **Device Group** in the left pane.
3. [Search for a device](#) or device group, and then click the name from the list of results.
4. On the Overview page for the selected device or device group, click one of the following links:

### Option

For devices

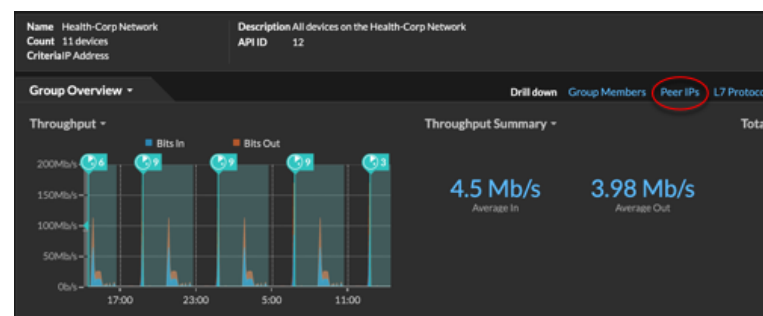
### Description

Click **View More Peer IPs**, located at the bottom of the Top Peers chart.



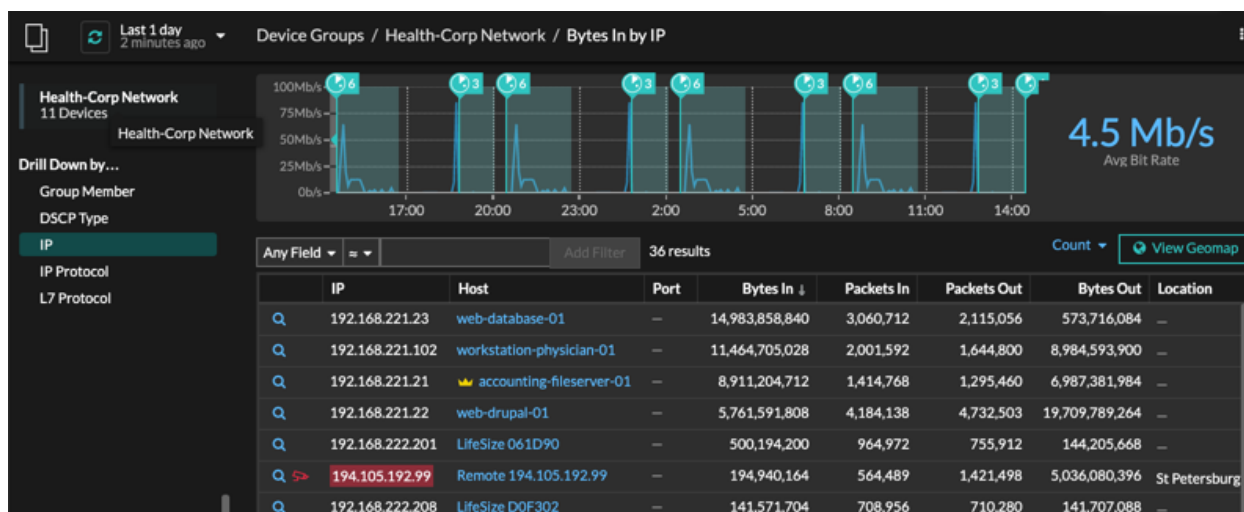
### For device groups

Click **Peer IPs**, located in the Details section near the upper right corner of the page.





A list of peer devices appears, which are broken down by IP address. You can investigate network bytes and packets information for each peer device, as shown in the following figure.



View the peer device sending or receiving data from the source device. If available, click the hostname to learn about activity on that device.

View network throughput metrics for traffic associated with peer devices.